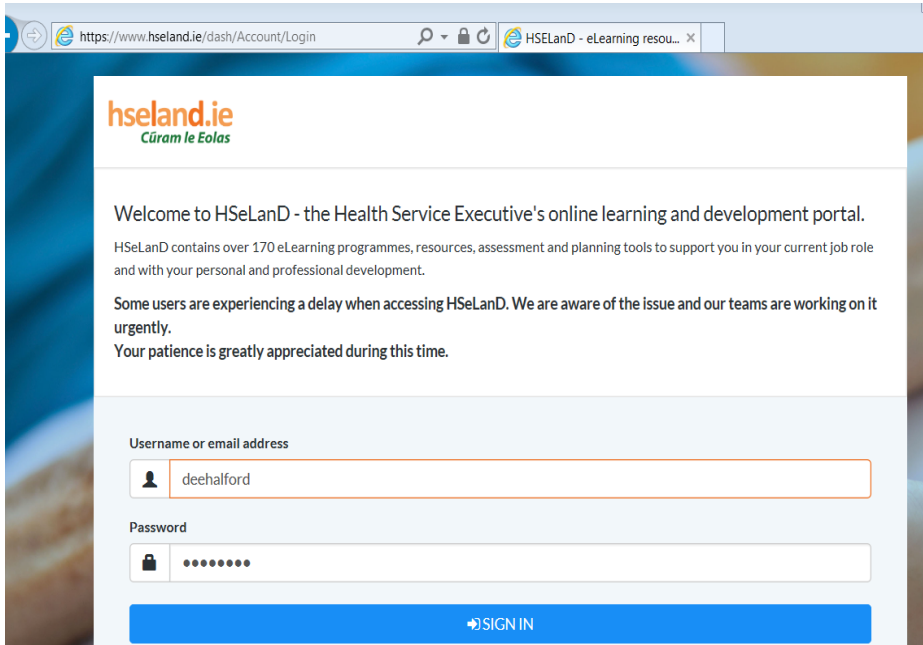


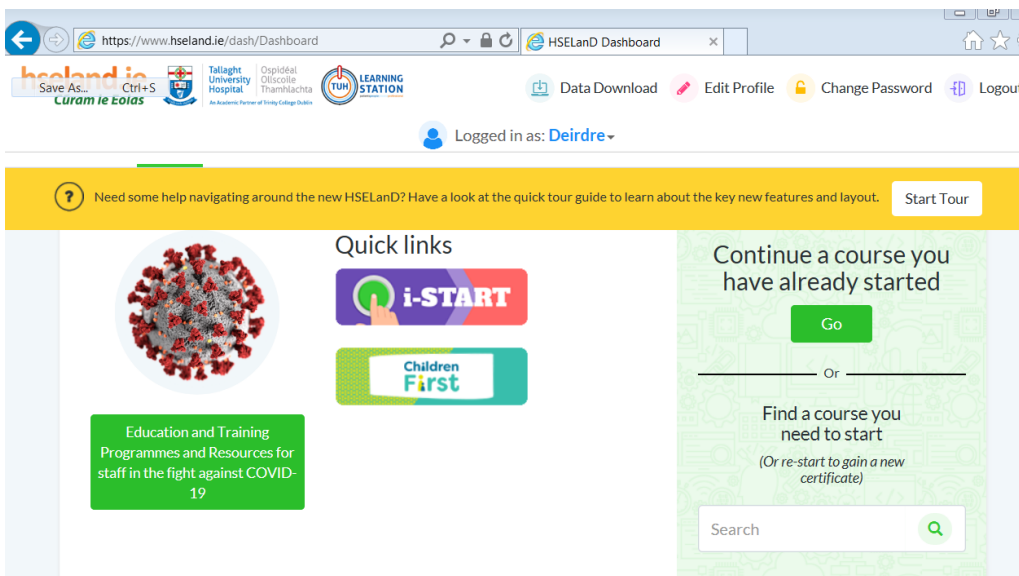
## How to access and enrol on a programme for Tallaght University Hospital via HSELand

1. Logon to [www.hseland.ie](https://www.hseland.ie)
2. Enter your username and password



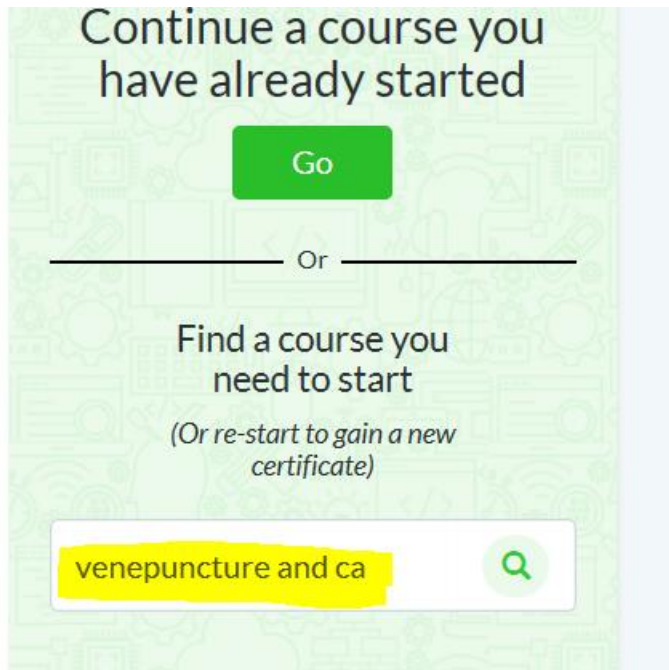
The screenshot shows the HSELand login page in a web browser. The URL bar shows <https://www.hseland.ie/dash/Account/Login>. The page header includes the **hseland.ie** logo and the tagline *Cúram le Eolas*. The main content area welcomes users to HSELand, the Health Service Executive's online learning and development portal, and mentions that some users are experiencing a delay. Below this is a login form with two fields: "Username or email address" containing the text "deehalford" and "Password" with masked characters. A blue "SIGN IN" button is at the bottom of the form.

3. The home page will open and you can scroll down to the search section



The screenshot shows the HSELand dashboard. The URL bar shows <https://www.hseland.ie/dash/Dashboard>. The page features a top navigation bar with logos for HSELand, Tallaght University Hospital, and the Learning Station. Below the navigation bar, it says "Logged in as: Deirdre". A yellow banner at the top offers a "Start Tour" button. The main content area is divided into three sections: "Education and Training Programmes and Resources for staff in the fight against COVID-19" with a virus icon, "Quick links" with buttons for "i-START" and "Children First", and a "Continue a course you have already started" section with a "Go" button. Below this is a "Find a course you need to start" section with a search bar and a magnifying glass icon.

- Enter the name of the programme you want to access or enrol into this section and enter



- A list of programmes matching this search will appear, select the programme that is for TUH. Please be aware the type of programme you are selecting i.e. learning type: online or learning type: classroom (this will appear under the programme title)

Search a module [Show tips](#)

venepuncture and ca Search ☐ Case-sensitive ?

---

**Course Catalogues**

Search catalogue.

- Top
- Business Skills (60)
- Clinical Skills (62)
- Computer Skills (21)
- Conferences and Training Events
- Covid-19 Resource Packs (87)
- Health & Social Care Professional**
- HR Skills (8)
- HSE National Health and Safety F
- IMBLearn (13)
- Integrated Discharge Planning (5)

Refine By

All Types ▾

**Search Results for "venepuncture and ca"** Results per Page: 25 ▾

Showing: 1 - 25 of 663

« ‹ 1 2 3 4 › »

**Clinical Audit** [↗](#)  
 Learning Type: Online  
 In catalogue(s): Clinical Skills, Integrated Discharge Planning, IMBLearn  
 standard, and acting to make changes in practice to reach the chosen standard if necessary. All this is done with the aim of improving patient care. This eLearning programme was written and quality... introduction to clinical audit, learn about planning and measuring performance, and hear how to manage...

**Peripheral cannulation and venepuncture** [↗](#)  
 Learning Type: Programme  
 In catalogue(s): CNME Sligo/Leitrim Public Programmes

**Venepuncture and Peripheral Intravenous Cannulation** [↗](#)  
 Learning Type: Programme  
 In catalogue(s): Resource Pack for Registered Midwives and Registered Midwives Returning to Professional Practice in response to COVID-19 Outbreak 2020

6. Once you have selected the programme required you will see more detail, as below

7. The date and time if applicable will appear, ensure you are selecting the date and time you wish to attend

- Key Reading / Resources:**
- [Hse resources and national Guiding framework for Venepuncture and Intravenous Cannulation for Registered Nurses & Midwives](https://www.hse.ie/eng/about/who/onmsd/eductraining/venepunctureivcannulation/) (<https://www.hse.ie/eng/about/who/onmsd/eductraining/venepunctureivcannulation/>)
  - [Competency Booklet 2018/19 \(Updated Competency Book 2018 b.pdf\)](#)

Session(s): ☐ Venepuncture & Peripheral Venous Access Device Seats: 2  
 (PVAD) Insertion Workshop - Venepuncture & Peripheral  
 Venous Access Device (PVAD) Insertion Workshop (TUH  
 Classroom Session)

07-Dec-2020 13:30 - 07-Dec-2020 15:30 GMT

Document Method: Competency

8. Once the date and time is selected you can select the enrol button (in green)

Duration: 1 Hour

Who Should Take This: • All Nursing Staff

Support Contact: [Helen.Strapp@tuh.ie](mailto:Helen.Strapp@tuh.ie)

Session(s): ☐ COBAN 2 Compression Bandaging Workshop -  
 19th Nov 2020  
 At Ruttle Tutorial Room

19-Nov-2020 15:00 - 19-Nov-2020 16:00 GMT

[▶ Show more info](#)

**Enrol**

9. If an approval process is required you will need to complete the following details. You are not required to enter an MCN, please write NA

https://www.hsland.ie/ekp/servlet/ekp?TX=REGISTER&EID=EKP000088836&LID=EKP000001162&DCP=N&REVNO=0&PTX=

Save As... Ctrl+S

### Enrolment Confirmation

For COBAN 2 Compression Bandaging Workshop

19-Nov-2020 15:00 GMT - 19-Nov-2020 16:00 GMT

**Additional Information**

Have you consulted with your manager and obtained permission to attend this course? \*

(Not Assigned)

Medical Council Number \*

Just write NA in this section

Name of line manager \*

Required

Name of Organisation \*

Required

Your Clinical Area or Ward/Department \*

Required

Your Job Title \*

10. You will either receive the following notification

Enrolment Approval Request: NetDimensions Talent Suite - Internet Explorer

https://www.hsland.ie/ekp/servlet/ekp

### Enrolment Approval Request

This request has been submitted for approval.

11. Once you have been either approved or denied enrolment you will receive an email from [support@hsland.ie](mailto:support@hsland.ie) with confirmation

12. Please note, not all programmes require an approval process and you will just be required to complete steps 1-8 for such programmes/podcasts/Elearning

**Please be aware that some programmes are restricted for access by either TUH or CHO 6&7 staff. If you are working in the area of CHO 6&7 please ensure your HSELand profile reflects this, as this may impact on your ability to enrol on a programme. The email account attached to your profile is the account we will contact you at, so please ensure it is an active account.**

**Please contact me at [deirdre.halford@tuh.ie](mailto:deirdre.halford@tuh.ie) if you have any further queries.**