









Pharmacy Aseptic Unit - Disposal of Flammable Waste Checklist Guide



1	Yellow 60 Litre rigid bin (pre-labelled) with Flammables Label	
2	Insert plastic liner and fold over sides Note: Do not use yellow clinical waste bags as come pre-labelled as infectious	
3	Place non-infectious sharps bin and/or zip lock bag into bin Additional permitted contents: Contaminated PPE, wipes, empty disinfectant bottles Note: No free liquid	
4	Liner closed with cable tie when full Note: Do not compress waste	
5	Bin closed with purple lid when full Note: Bin gross weight ≤ 25kg	
6	Traceability cable tie applied and secured	 <p>Traceability cable tie attached</p>
7	Flammables Label completed on closure with: <ul style="list-style-type: none">• Hospital/Facility• Locked by• Date	